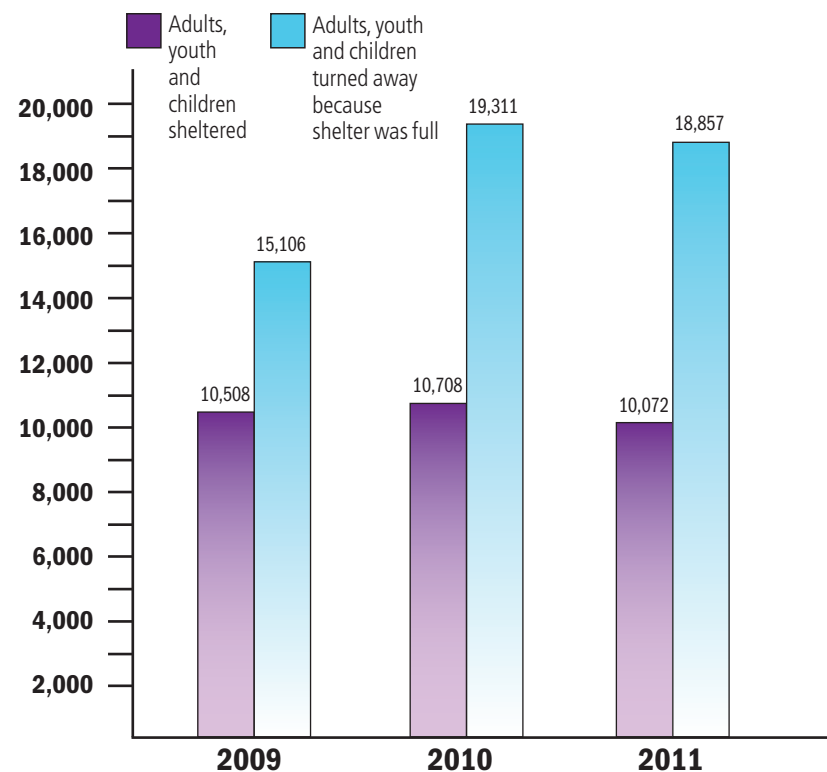


Nearly 19,000 turned away from full shelters in 2011

Unmet requests for domestic violence services tops 25,000

For every person able to stay in safety at a Missouri domestic violence shelter in 2011, two were turned away because the shelters were full: 10,072 adults, youth and children received shelter, yet because of overcrowded shelters throughout the state, 18,857 adults, youth and children were unable to gain safe shelter. A total of 43,370 adults, youth and children were able to receive the full range of domestic violence shelter and non-residential support services in Missouri in 2011, according to data submitted by 85 programs. The total unmet requests for those services was 25,150. Individuals who received domestic violence advocacy and support services rated that help very highly.

10,072 received safe shelter while 18,857 turned away



In 2011 Missouri Programs:

- 84,296 Hotline/Crisis Intervention Calls**
Missouri programs answered 84,296 hotline/crisis intervention calls.
- 16,747 Individuals Assisted with Orders of Protection**
Missouri programs assisted 16,747 adults seeking *Ex Parte*, Full Orders of Protection, or child orders.
- 2,845 Individuals Received Hospital Advocacy**
Missouri programs provided hospital advocacy to 2,845 adults, youth and children.
- 88,505 Hours of Crisis Intervention Services**
Missouri programs provided 88,505 hours of face-to-face crisis intervention services to 18,723 adults, youth and children.
- 159,903 Hours of Case Management**
Missouri programs provided 159,903 hours of case management services to 44,351 adults, youth and children.
- 37,589 Hours of Therapy**
Missouri programs provided 37,589 hours of licensed professional therapy to adults, youth and children.
- 8,366 Support Groups**
Missouri advocates and therapists offered 8,366 support groups, which were attended by 40,044 adults, youth and children.
- 6,551 Life Skills Groups**
Missouri programs provided 6,551 life skills, parenting and other groups to 25,559 adults, youth and children.
- 16,876 Interactions with Children in Groups**
Missouri programs had 16,876 interactions with children through group activities such as recreation and childcare.
- 8,529 Individual Interactions with Children**
Missouri programs had 8,529 individual interactions with children such as through mentoring.
- 1,412 Batterer Intervention Groups**
Missouri programs provided 1,412 batterer intervention groups.
- 66,273 Adults Attended Presentations**
Missouri programs provided 2,678 community education presentations to 66,273 adults.
- 19,384 Youths Attended Presentations**
Missouri programs provided 907 community education presentations to 19,384 youth.
- 1,519 Community Awareness Activities**
Missouri programs provided 1,519 community awareness activities.
- 205,784 Volunteer Hours**
Missouri programs received 205,784 hours of service donated by 20,339 volunteers. This equates to \$1,954,948. (Calculated at \$9.50/hr based on federal rate.)

* The above numbers might contain duplication due to monthly totals of individuals who received multiple services during multiple months.

MCADSV member programs' 2011 SERVICES Domestic Violence Statistics

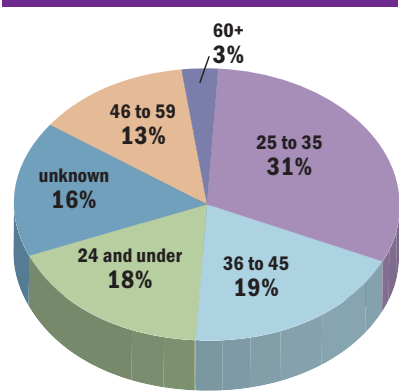
- ▶ Nearly 19,000 turned away from full shelters
- ▶ 25,150 total requests for services were unmet
- ▶ 43,370 adults, youth and children received domestic violence services
- ▶ 94 percent of those aided by domestic violence programs said it enhanced their safety and knowledge of community resources



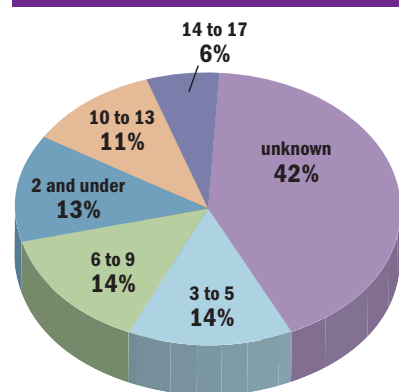
217 Oscar Dr., Ste. A • Jefferson City, MO 65101
 (573) 634-4161 • (573) 636-3728 Fax
 For deaf and hard of hearing, dial 711 for Relay Missouri.
www.mocadsv.org • mocadsv@mocadsv.org

2011 SERVICE statistics

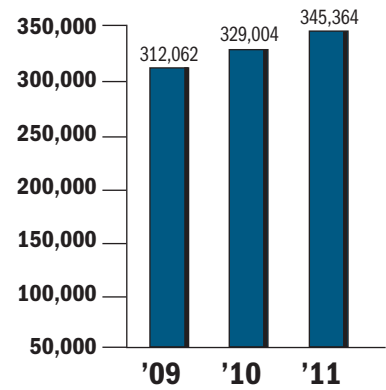
AGES of ADULTS served



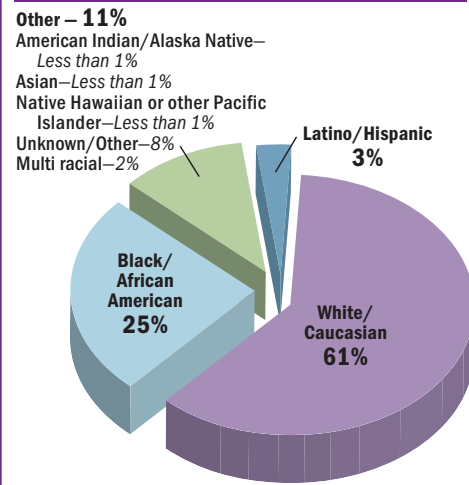
AGES of CHILDREN served



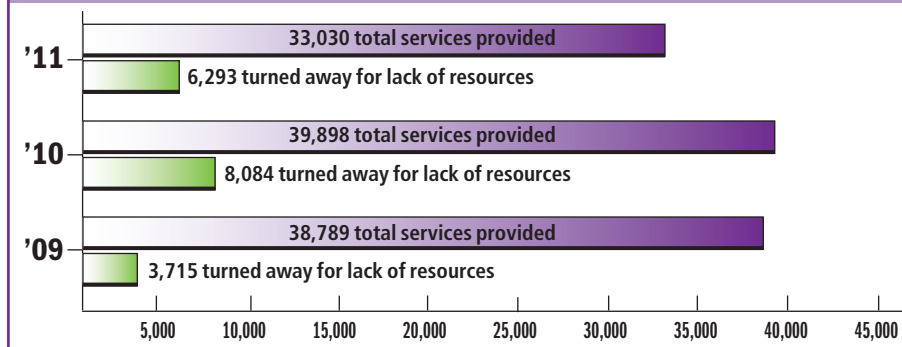
BEDNIGHTS OF EMERGENCY SHELTER provided to adults, youth and children



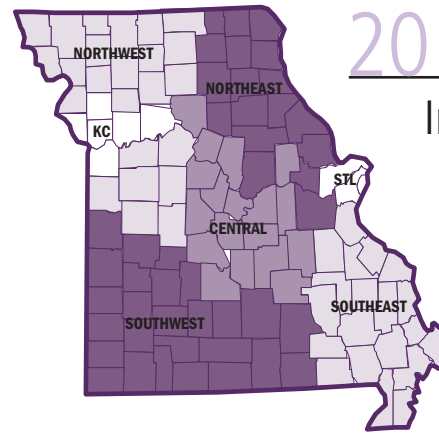
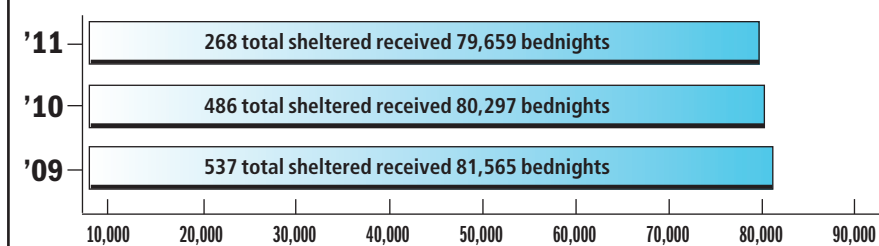
ETHNICITY of INDIVIDUALS served



NON-RESIDENTIAL SERVICES provided to adults, youth and children



TRANSITIONAL HOUSING provided to adults, youth and children



2011 REGIONAL statistics

Individuals served in 2011 by region

Youth includes individuals ages 17 and under who identified as a victim of intimate partner violence or dating violence.

NORTHWEST	WOMEN	CHILDREN	MEN	YOUTH	TOTAL
Individuals sheltered	682	631	1	2	1,316
Nights of shelter	19,377	18,979	5	10	38,371
Individuals receiving non-residential services	1,938	728	210	6	2,882
Unmet requests for non-residential services	43	9	13	0	65
Individuals turned away because shelter was full	518	326	20	1	865

Total shelter beds in Northwest Region = 300

CENTRAL	WOMEN	CHILDREN	MEN	YOUTH	TOTAL
Individuals sheltered	515	490	6	3	1,014
Nights of shelter	17,054	19,443	31	89	36,617
Individuals receiving non-residential services	2,123	429	341	5	2,898
Unmet requests for non-residential services	172	204	40	0	416
Individuals turned away because shelter was full	180	0	60	0	240

Total shelter beds in Central Region = 220

SOUTHEAST	WOMEN	CHILDREN	MEN	YOUTH	TOTAL
Individuals sheltered	608	524	0	2	1,134
Nights of shelter	19,298	21,500	0	3	40,801
Individuals receiving non-residential services	1,358	459	53	1	1,871
Unmet requests for non-residential services	972	493	59	0	1,524
Individuals turned away because shelter was full	536	441	1	0	978

Total shelter beds in Southeast Region = 198

KANSAS CITY	WOMEN	CHILDREN	MEN	YOUTH	TOTAL
Individuals sheltered	1,424	923	9	2	2,358
Nights of shelter	52,600	44,283	22	18	96,923
Individuals receiving non-residential services	2,738	153	640	3	3,534
Unmet requests for non-residential services	375	322	0	0	697
Individuals turned away because shelter was full	3,993	3,890	12	0	8,333

Total shelter beds in Kansas City Region = 290

SOUTHWEST	WOMEN	CHILDREN	MEN	YOUTH	TOTAL
Individuals sheltered	919	777	3	0	1,699
Nights of shelter	38,746	34,813	244	0	73,803
Individuals receiving non-residential services	1,318	1,172	168	5	2,663
Unmet requests for non-residential services	1,255	1,732	235	0	3,222
Individuals turned away because shelter was full	884	706	10	0	1,600

Total shelter beds in Southwest Region = 334

NORTHEAST	WOMEN	CHILDREN	MEN	YOUTH	TOTAL
Individuals sheltered	352	433	6	0	791
Nights of shelter	7,870	8,183	26	0	16,079
Individuals receiving non-residential services	2,465	2,606	234	1	5,306
Unmet requests for non-residential services	31	24	1	0	56
Individuals turned away because shelter was full	289	419	7	0	715

Total shelter beds in Northeast Region = 135

ST. LOUIS	WOMEN	CHILDREN	MEN	YOUTH	TOTAL
Individuals sheltered	800	957	2	0	1,759
Nights of shelter	21,496	21,265	39	0	42,800
Individuals receiving non-residential services	9,913	3,493	461	9	13,876
Unmet requests for non-residential services	87	15	0	0	102
Individuals turned away because shelter was full	3,429	2,475	0	0	5,904

Total shelter beds in St. Louis Region = 130

2011 OUTCOMES

SURVIVORS GIVE HIGH RATINGS TO MISSOURI DOMESTIC VIOLENCE SERVICES

In 2011, 94.7 percent of those aided by Missouri domestic violence programs rated those services as helping them develop strategies to enhance their safety. MCADSV annually compiles data from thousands of voluntary, anonymous quality-assurance surveys from individuals who receive services from domestic violence programs. Survivors of domestic violence consistently have provided positive feedback about the quality of services provided by Missouri domestic violence programs. In 2011, 93.6 percent of those surveyed reported that, as a result of the services provided by domestic violence programs and advocates, they had gained expanded knowledge of the community resources available to help them.

Service recipients surveyed include adults, youth and children receiving support services and advocacy, and those participating in support groups and counseling through domestic violence programs. In 2011, survivors voluntarily submitted a total of 11,670 surveys about shelter, support services, advocacy, support groups and counseling services they received.

OUTCOMES HISTORY^[1]

Research has demonstrated that increasing survivors' knowledge of safety planning and community resources leads to their increased safety and well-being over time. MCADSV member programs have conducted service evaluations with domestic violence survivors since 2006, when the Coalition was chosen to participate in a national pilot project to identify the impact of federal Family Violence Prevention and Services Act funding. MCADSV was part of a national group of grant administrators, state coalitions, local domestic violence program staff, and evaluation researchers that was convened to measure the impact of services on survivors' safety and wellbeing. This group evaluated work that had been occurring and chose two outcomes that captured two goals of any service being offered by domestic violence programs: 1) to safety-plan with survivors and 2) to ensure that survivors are aware of community resources they might need in the future.

^[1] Adapted from Lyon, E., & Sullivan, C.M. (2007). *Outcome Evaluation Strategies for Domestic Violence Programs Receiving FVPSA Funds: A Practical Guide*. Harrisburg, Pa.: National Resource Center on Domestic Violence.