

MCADSV member programs' 2010 **SERVICES**) Domestic Violence Statistics

- ▶ Nearly 20,000 turned away from full shelters
- ▶ 27,395 total requests for services were unmet
- ▶ 51,092 adults, youth and children received domestic violence services
- ▶ 93 percent of those aided by domestic violence programs said it enhanced their safety and knowledge of community resources



217 Oscar Dr., Ste. A • Jefferson City, MO 65101
(573) 634-4161 • (573) 636-3728 Fax
www.mocadsv.org • mocadsv@mocadsv.org

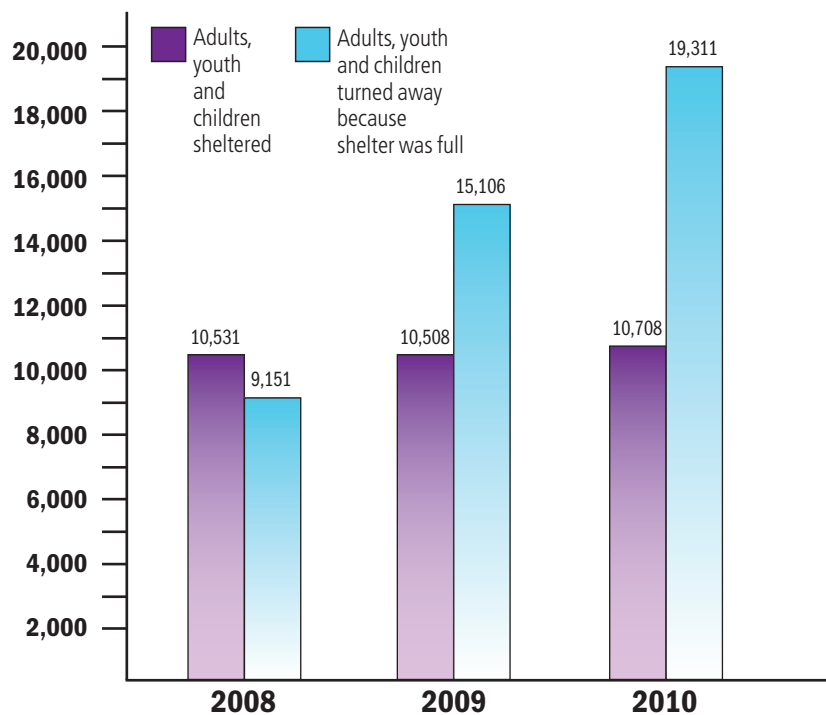
Nearly 20,000 turned away from full shelters in 2010

For every person able to stay in safety at a Missouri domestic violence shelter in 2010, two were turned away because the shelters were full: 10,708 adults, youth and children received shelter, 19,311 were turned away. While the number served has stayed the same since 2008, the number turned away from full shelters has again dramatically increased from an already astonishing jump in 2009. This past year, 4,200 more adults, youth and children were unable to stay in safety because of over-crowded shelters throughout the state.

According to data submitted by 86 programs, a total of 51,092 adults, youth and children received residential and non-residential domestic violence services in Missouri in 2010. The total unmet requests for those services was 27,395.

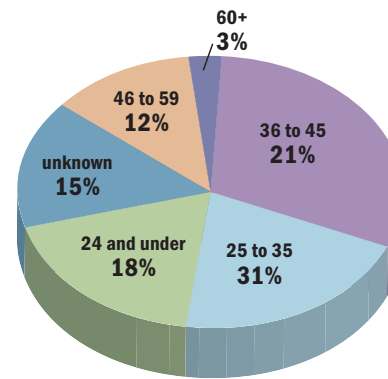
Those who received domestic violence advocacy and support services rated that help very highly. In voluntary, anonymous surveys, 93 percent of survivors reported having strategies for enhancing their safety and having knowledge of community resources.

10,708 received safe shelter while 19,311 turned away

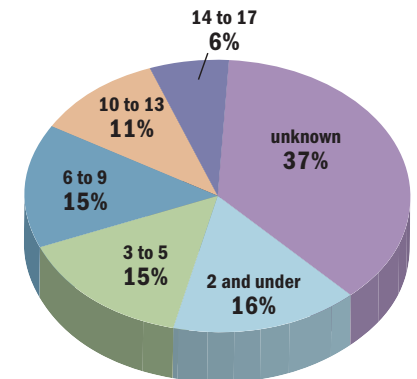


2010 SERVICE statistics

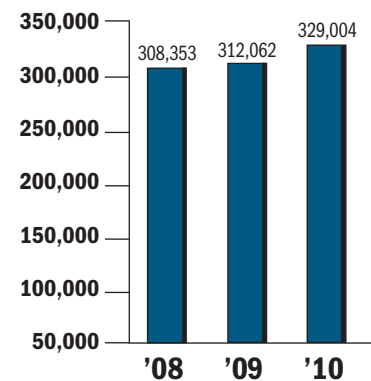
AGES of WOMEN served



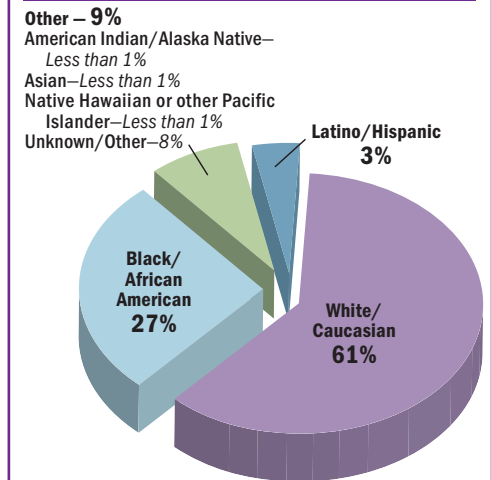
AGES of CHILDREN served



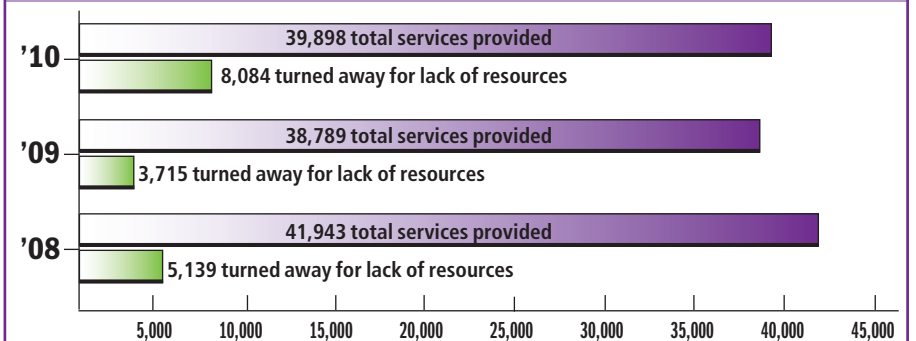
BEDNIGHTS OF EMERGENCY SHELTER provided to adults, youth and children




ETHNICITY of WOMEN served

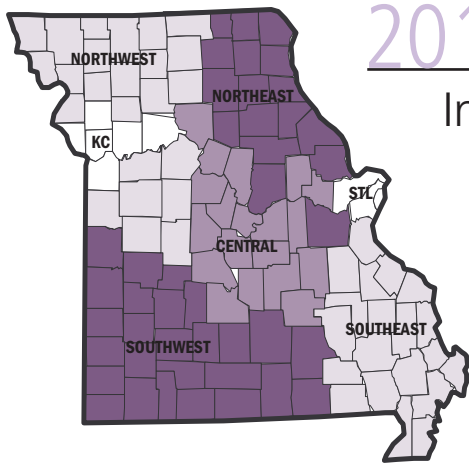


NON-RESIDENTIAL SERVICES provided to adults, youth and children



TRANSITIONAL HOUSING provided to adults, youth and children





2010 REGIONAL statistics

Individuals served in 2010 by region

Youth includes individuals ages 17 and under who identified as a victim of intimate partner violence or dating violence.

CENTRAL	WOMEN	CHILDREN	MEN	YOUTH	TOTAL
Individuals sheltered	525	498	0	3	1,026
Nights of shelter	18,053	17,771	0	3	35,827
Individuals receiving non-residential services	1,780	671	287	3	2,741
Unmet requests for non-residential services	201	265	25	0	491
Individuals turned away because shelter was full	60	70	0	0	130

Total shelter beds in Central Region = 235

KANSAS CITY	WOMEN	CHILDREN	MEN	YOUTH	TOTAL
Individuals sheltered	1,505	977	1	3	2,486
Nights of shelter	47,438	42,162	1	9	89,610
Individuals receiving non-residential services	3,273	190	736	2	4,201
Unmet requests for non-residential services	389	470	0	0	859
Individuals turned away because shelter was full	4,767	5,024	14	0	9,805

Total shelter beds in Kansas City Region = 216

NORTHEAST	WOMEN	CHILDREN	MEN	YOUTH	TOTAL
Individuals sheltered	423	500	4	0	927
Nights of shelter	8,407	10,070	8	0	18,485
Individuals receiving non-residential services	2,351	2,381	222	3	4,957
Unmet requests for non-residential services	48	52	0	0	100
Individuals turned away because shelter was full	191	342	2	0	535

Total shelter beds in Northeast Region = 121

NORTHWEST	WOMEN	CHILDREN	MEN	YOUTH	TOTAL
Individuals sheltered	810	741	2	3	1,556
Nights of shelter	20,841	22,167	3	14	43,025
Individuals receiving non-residential services	2,101	482	211	14	2,808
Unmet requests for non-residential services	45	67	0	0	112
Individuals turned away because shelter was full	594	187	2	0	783

Total shelter beds in Northwest Region = 266

SOUTHEAST	WOMEN	CHILDREN	MEN	YOUTH	TOTAL
Individuals sheltered	496	427	0	4	927
Nights of shelter	16,211	15,875	0	22	32,108
Individuals receiving non-residential services	1,234	514	71	1	1,820
Unmet requests for non-residential services	446	750	108	0	1,304
Individuals turned away because shelter was full	387	457	1	0	845

Total shelter beds in Southeast Region = 200

SOUTHWEST	WOMEN	CHILDREN	MEN	YOUTH	TOTAL
Individuals sheltered	980	878	3	16	1,877
Nights of shelter	35,257	32,134	91	668	68,150
Individuals receiving non-residential services	1,409	1,316	153	52	2,930
Unmet requests for non-residential services	1,717	2,574	339	0	4,630
Individuals turned away because shelter was full	513	513	10	0	1,036

Total shelter beds in Southwest Region = 346

ST. LOUIS	WOMEN	CHILDREN	MEN	YOUTH	TOTAL
Individuals sheltered	874	1,033	2	0	1,909
Nights of shelter	19,547	22,214	38	0	41,799
Individuals receiving non-residential services	10,901	8,568	938	30	20,437
Unmet requests for non-residential services	357	231	0	0	588
Individuals turned away because shelter was full	2,835	3,031	0	0	5,866

Total shelter beds in St. Louis Region = 141

2010 OUTCOMES

PROGRAMS PROVIDING DOMESTIC VIOLENCE SERVICES RATED HIGHLY BY SURVEYED RECIPIENTS

In 2010, 93 percent of those aided by Missouri domestic violence programs rated those services as giving them the help they needed to enhance their safety. MCADSV annually compiles data from thousands of voluntary, anonymous quality-assurance surveys from those who receive services from domestic violence programs throughout Missouri.

Survivors of domestic violence consistently have provided positive feedback about the quality of services provided by Missouri domestic violence programs. **About 93 percent of those surveyed reported that, as a result of the services provided by domestic violence programs and advocates in 2010, they had:**

- developed strategies for enhancing their safety; and
- gained expanded knowledge of the community resources available to help them.

Service recipients surveyed included individuals receiving support services and advocacy, and those participating in support groups and counseling through domestic violence programs. MCADSV member programs have conducted service evaluations with domestic violence survivors since 2006, when Missouri was chosen to participate in a federal pilot project to assess the outcomes of the services domestic violence programs provided to families. In 2010, survivors voluntarily submitted a total of 14,267 surveys about shelter, support services, advocacy, support groups and counseling services they received.

In 2010 Missouri Programs:

- ▶ **94,118 Hotline/Crisis Intervention Calls**
Missouri programs answered 94,118 hotline/crisis intervention calls.
- ▶ **19,461 Individuals Assisted with Orders of Protection**
Missouri programs assisted 19,461 adults seeking *Ex Parte*, Full Orders of Protection, or child orders.
- ▶ **2,489 Individuals Received Hospital Advocacy**
Missouri programs provided hospital advocacy to 2,489 adults, youth and children.
- ▶ **86,026 Hours of Crisis Intervention Services**
Missouri programs provided 86,026 hours of face-to-face crisis intervention services to 20,610 adults, youth and children.
- ▶ **162,437 Hours of Case Management**
Missouri programs provided 162,437 hours of case management services to 48,342 adults, youth and children.
- ▶ **35,773 Hours of Therapy**
Missouri programs provided 35,773 hours of licensed professional therapy to adults, youth and children.
- ▶ **8,492 Support Groups**
Missouri advocates and therapists offered 8,492 support groups, which were attended by 40,698 adults, youth and children.
- ▶ **6,921 Life Skills Groups**
Missouri programs provided 6,921 life skills, parenting and other groups to 24,220 adults, youth and children.
- ▶ **14,651 Interactions with Children in Groups**
Missouri programs had 14,651 interactions with children through group activities such as recreation and childcare.
- ▶ **9,432 Individual Interactions with Children**
Missouri programs had 9,432 individual interactions with children such as through mentoring.
- ▶ **1,564 Batterer Intervention Groups**
Missouri programs provided 1,564 batterer intervention groups.
- ▶ **70,250 Adults Attended Presentations**
Missouri programs provided 7,049 community education presentations to 70,250 adults.
- ▶ **26,248 Youths Attended Presentations**
Missouri programs provided 4,485 community education presentations to 26,248 youth.
- ▶ **1,436 Community Awareness Activities**
Missouri programs provided 1,436 community awareness activities.
- ▶ **207,893 Volunteer Hours**
Missouri programs received 207,893 hours of service donated by 25,227 volunteers. This equates to \$1,974,983.50. (Calculated at \$9.50/hr according to DPS match.)

* The above numbers might contain duplication due to monthly totals of individuals who received multiple services during multiple months.